





Little Giant Conquest All-Terrain Multi-Purpose Ladder 4 Tread

Product Images

Product Code: S00-1540







Short Description

The Little Giant® Conquest All-Terrain™ PRO is the only ladder you'll likely ever need to buy!

With built-in side-mounted stabilising legs that work on uneven ground and a swivel foot that easily handles flat or soft ground. The top has new safety features, including the side-mounted Safety Rails, for use as walkthrough rails to get up and onto a roof, for example, or switch to use the Safety Rails as a wide ladder standoff significantly increasing stability at the top.

The Conquest All-Terrain PRO is brand new to the UK market and is the most comprehensive ladder system yet. Designed for use by technical teams working in demanding situations, including Telecoms and Power Networks who require the best from their equipment. The latest multi-purpose ladder from Little Giant is compliant to the recent change in ladder standards to EN131-4:2020.

The Tip & Glide™ wheels help you move the ladder quickly from job to job. Like all Little Giant Ladders, the Conquest PRO enables you to work swiftly and effectively in multiple positions. Use the Conquest PRO in the stepladder, extension, staircase, 90-degree depending on the needs of the job. The inner and outer ladder stile assemblies separate to form two trestles for a time-saving scaffolding system, which an optional telescopic plank helps you achieve.

Side-Mounted Stabiliser Bars

New to the UK, side-mounted stabiliser bars are independent of each other, so can be used to level the ladder on uneven ground.

Safety Rails

Side-mounted on the top section of the ladder, these rails switch from storage to Ladder Standoff position (massive 136cm wide with 18.5cm wall clearance), or use as Safety Rails to exit the ladder safely onto a roof, or level.

Swivel Feet

Use on the rubber moulded foot on flat, smooth surfaces or swivel into a 'claw' position that offers substantial grip in all weather and on hard and soft ground.

Features

Side-mounted levellers for use on uneven ground
Side-mounted Safety Rails for use as a Standoff or Walk Through Handrails
Swivel feet – for both smooth floors and hard/soft ground
Rapid-Locks™ make adjusting your ladder quick and easy
Heavy-wall military grade construction
Tip & Glide wheels for easy transport
Lifetime Warranty
150kg Work Load Capacity
EN131-4:2020

Specifications

Tread: 4

Approx Working Height: 5.1m

Extended Length: 2.7 - 4.6m

Step Ladder Height: 1.4 - 2.3m

Width: 0.63m

Weight: 19.6kg

*Where applicable, Working Height is calculated as 1.6m plus platform height or last climbing tread, whichever is appropriate. Ladders set at an angle of 75 degrees.

Description

The Little Giant® Conquest All-Terrain™ PRO is the only ladder you'll likely ever need to buy!

With built-in side-mounted stabilising legs that work on uneven ground and a swivel foot that easily handles flat or soft ground. The top has new safety features, including the side-mounted Safety Rails, for use as walkthrough rails to get up and onto a roof, for example, or switch to use the Safety Rails as a wide ladder standoff significantly increasing stability at the top.

The Conquest All-Terrain PRO is brand new to the UK market and is the most comprehensive ladder system yet. Designed for use by technical teams working in demanding situations, including Telecoms and Power Networks who require the best from their equipment. The latest multi-purpose ladder from Little Giant is compliant to the recent change in ladder standards to EN131-4:2020.

The Tip & Glide™ wheels help you move the ladder quickly from job to job. Like all Little Giant Ladders, the Conquest PRO enables you to work swiftly and effectively in multiple positions. Use the Conquest PRO in the stepladder, extension, staircase, 90-degree depending on the needs of the job. The inner and outer ladder stile assemblies separate to form two trestles for a time-saving scaffolding system, which an optional telescopic plank helps you achieve.

Side-Mounted Stabiliser Bars

New to the UK, side-mounted stabiliser bars are independent of each other, so can be used to level the ladder on uneven ground.

Safety Rails

Side-mounted on the top section of the ladder, these rails switch from storage to Ladder Standoff position (massive 136cm wide with 18.5cm wall clearance), or use as Safety Rails to exit the ladder safely onto a roof, or level.

Swivel Feet

Use on the rubber moulded foot on flat, smooth surfaces or swivel into a 'claw' position that offers substantial grip in all weather and on hard and soft ground.

Features

Side-mounted levellers for use on uneven ground

Side-mounted Safety Rails for use as a Standoff or Walk Through Handrails

Swivel feet – for both smooth floors and hard/soft ground

Rapid-Locks™ make adjusting your ladder quick and easy

Heavy-wall military grade construction

Tip & Glide wheels for easy transport

Lifetime Warranty

150kg Work Load Capacity

EN131-4:2020

Specifications

Tread: 4

Approx Working Height: 5.1m

Extended Length: 2.7 - 4.6m

Step Ladder Height: 1.4 - 2.3m

Width: 0.63m

Weight: 19.6kg

*Where applicable, Working Height is calculated as 1.6m plus platform height or last climbing tread, whichever is appropriate. Ladders set at an angle of 75 degrees.