




# Easi-Dec Mono-Dec Platform 1.2 Metre

## Product Images

Product Code: S00-0832



## Short Description

---

The Mono-Dec provides simple rapid access to roofline level for a single worker in a matter of minutes.

The platform provides a stable working area and is ideal for a range of tasks including telecoms, the fitting satellite dishes, painting, cleaning soffits or re-pointing brickwork.

The Mono-Dec is a 1.2m wide platform on adjustable, telescopic legs which is constructed at ground level and then quickly raised to the required working height.

### Specifications

Load rating 300kg uniformly distributed

System weight 63kg

Platform size 1.2m wide x 800mm deep

Material H30 (6082T6) aluminium

16' legs 3m - 4.75m platform height

### Additional Options

6.5" Mini Legs 1.38m - 2m platform height

4.5" Micro Legs 1m - 1.4m platform height

### Compliance

EN13374 Class C

EN 12811-1

Patent Registration GB2354793

## Description

---

The Mono-Dec provides simple rapid access to roofline level for a single worker in a matter of minutes.

The platform provides a stable working area and is ideal for a range of tasks including telecoms, the fitting satellite dishes, painting, cleaning soffits or re-pointing brickwork.

The Mono-Dec is a 1.2m wide platform on adjustable, telescopic legs which is constructed at ground level and then quickly raised to the required working height.

### Specifications

Load rating 300kg uniformly distributed

System weight 63kg

Platform size 1.2m wide x 800mm deep

Material H30 (6082T6) aluminium

16' legs 3m - 4.75m platform height

### Additional Options

6.5" Mini Legs 1.38m - 2m platform height  
4.5" Micro Legs 1m - 1.4m platform height

#### Compliance

EN13374 Class C

EN 12811-1

Patent Registration GB2354793