

DESIGN & CONSTRUCTION

- A compact closure for the splicing and patching of optical cables.
- Supplied with up to 2 (CMJ) / 6 (MMJ) single element trays each able to accommodate 12 splices providing a maximum capacity of 24 (CMJ) 72 (MMJ) fibres.
- Drop cable capacity 12SC / 24LC (CMJ) 24SC / 48LC (MMJ)*
- Each tray has the provision to mount optical splitters.
- The closure base has 4 circular entry ports and an oval port. Cables up to 23mm in diameter can be installed into each port.
- Drop cables are installed through a split seal and routed around the input mandrels
- A further two small ports are available as emergency ports. These ports are for heat shrink entry and can accommodate a cable of up to 12mm in diameter.
- Circular port cables are sealed using a split mechanical sealing gland.
- Oval port cables are sealed using adhesive lined heat shrink sleeves or using a mechanical oval port entry kit.
- Multi Way Split Entry Glands are available to allow the installation of a number of cables into one circular port.
- Splice trays hinge upwards individually, allowing full access to spliced fibres without disturbance to live fibres in adjacent trays.
- Integrated loop storage basket for mid-span applications.
- Can be supplied with a pole/wall mounting bracket.
- Can be supplied with a flash test valve or a pressure relief valve. These can also be used for earthing
- Closure and glands sealed to IP68.

**MMJ closure cannot support 48 individual drop cables. Multi-fibre drops should be used to utilise the full capacity*



Product description

The Preconnectorised XMJ closure range (CMJ/MMJ) is for jointing optical fibre cables. The joint is ideal for use as a final drop solution due to its capacity and compact size. It has a maximum capacity of 72 fibre splices (MMJ). The connectorized pigtails are factory fitted and each tray can accommodate up to 12 spliced fibres. The single element 2.2 tray also has the ability to house up to 1x1:8 splitter, which can also be factory fitted. A multi-functional bracket can be supplied with the joint which enables wall or pole mounting of the joint vertically or horizontally. The joint has four circular ports for mechanical entry glands, one oval port for heat shrink or mechanical entry and two additional small circular ports also for heat shrink entry.

Pre-connectorised XMJ Closure range

Main characteristics

Kit Contents

The CMJ is supplied with: -

- 01 x Base
- 01 x Cap
- 01 x Clamp
- 01 x O Seal
- 01 x Fibre routing manifold
- 01 x Loop Storage Basket
- 02/06 x Splice trays (CMJ/MMJ)

Optional parts are supplied dependent on the part number selected.. The optional parts are: -

- Oval Port Entry Kit
- Circular Port Entry Kit
- Pressure Test Valve
- Pole / Wall Bracket
- Fibre adapters
- Fibre pigtails
- Fibre Splitters

Logistics

Packing Dimensions (mm):

- (l) 480 x (w) 250 x (d) 210

*Packed Weight (Kg):

- 2.4

*Net Weight (Kg):

- 1.9

** weights do not includes kits*

• Minimum Fibre Bend Radius (mm):	30 (Note: The input manifold contains mandrels to cross fibres from one side of the stack to the other. These are limited to 20mm radius if used).
• Number of Cable Ports:	4 circular and 1 oval (also contains 2 additional small emergency ports)
• Cable Diameter Range (mm):	
• Circular Port:	4 to 23
• Multi Port (in circular port):	3-5mm round (4 Way), 3-5mm round (8 Way), 5-7mm round (2 Way)
• Oval Port:	7 to 21 (Heat Shrink), 5 to 14.8 (mechanical)
• Emergency Port:	4 to 12
• Cable Retention (N):	
• Circular Port:	> Cable (Ø/45) x 1000N with central strength member secured.
• 4 Way Multi Way (in circular port):	> 150N for cables with Aramid yarns, > 30N for cables without Aramid yarns
• Multi way gland:	100N for preconnectorised cables
• Maximum number of splice trays:	2 Single Element (CMJ), 6 Single Element (MMJ)
• Maximum fibre capacity of Joint:	24 Single Element (CMJ), 72 Single Element (MMJ)
• Splitter capacity:	Optical splitters of 4mm x 4mm x 60mm on trays - 2 (CMJ), 6 (MMJ)
• Required space envelope (mm):	(l) 305 x (w) 231 x (d) 164 (CMJ) (l) 390 x (w) 231 x (d) 164 (MMJ)
• Operating temperature:	-40°C to + 70°C (5 to 95% RH)
• Material:	
• Cap:	GF Polypropylene
• Base:	GF Polypropylene
• Clamp:	GF Nylon
• Splice Trays:	FR ABS
• Testing:	
• Closure Sealing:	IP68 (5 metres) (IEC 61300-2-23)
• Optical:	Tested 1310nm,1550nm and 1625nm
• Change of Temperature:	IEC 61300-2-22
• Dry Heat:	BS EN 60068-2-2 Test Bb
• Damp Heat:	IEC 60068-2-3: 1969
• Vibration:	IEC 61300-2-1
• Torsion:	IEC 61300-2-5
• Bending:	IEC 61300-2-37
• Impact:	IEC 61300-2-12
• Cable Retention:	IEC 61300-2-4
• Crush Resistance:	IEC 61300-2-10

Pre-connectorised XMJ Closure range

Part numbers

Part Number	Closure	Adapter Type	No of adapters	Splitters / pigtails
XJTSC03635	CMJ	SC/APC	8	1x 1:8
XJTSC03636	CMJ	SC/APC	8	Pigtails
XJTSC03637	CMJ	SC/APC	12	Pigtails
XJTSC03720	CMJ	SC/UPC	8	1x 1:8
XJTSC03721	CMJ	SC/UPC	8	Pigtails
XJTSC03722	CMJ	SC/UPC	12	Pigtails
XJTSC03638	CMJ	LC/UPC	16	2x 1:8
XJTSC03639	CMJ	LC/UPC	16	Pigtails
XJTSC03640	CMJ	LC/UPC	24	Pigtails
XJTSC03656	CMJ	LC/APC	16	2x 1:8
XJTSC03657	CMJ	LC/APC	16	Pigtails
XJTSC03658	CMJ	LC/APC	24	Pigtails

NOTE: Circular glands and oval ports are not included in the above part numbers and should be ordered as separate items

Pre-connectorised XMJ

Closure range

Part numbers

Part Number	Closure	Adapter Type	No of adapters	Splitters / pigtails
XJTSC03641	MMJ	SC/APC	8	Pigtails
XJTSC03642	MMJ	SC/APC	8	1x 1:8
XJTSC03643	MMJ	SC/APC	16	Pigtails
XJTSC03644	MMJ	SC/APC	16	2x 1:8
XJTSC03645	MMJ	SC/APC	24	Pigtails
XJTSC03646	MMJ	SC/APC	24	3x 1:8
XJTSC03723	MMJ	SC/UPC	8	Pigtails
XJTSC03724	MMJ	SC/UPC	8	1x 1:8
XJTSC03725	MMJ	SC/UPC	16	Pigtails
XJTSC03726	MMJ	SC/UPC	16	2x 1:8
XJTSC03727	MMJ	SC/UPC	24	Pigtails
XJTSC03728	MMJ	SC/UPC	24	3x 1:8
XJTSC03647	MMJ	LC/UPC	16	Pigtails
XJTSC03648	MMJ	LC/UPC	16	2x 1:8
XJTSC03649	MMJ	LC/UPC	24	Pigtails
XJTSC03650	MMJ	LC/UPC	24	3x 1:8
XJTSC03651	MMJ	LC/UPC	32	Pigtails
XJTSC03652	MMJ	LC/UPC	32	4x 1:8
XJTSC03653	MMJ	LC/UPC	48	6x 1:8
XJTSC03659	MMJ	LC/APC	16	Pigtails
XJTSC03660	MMJ	LC/APC	16	2x 1:8
XJTSC03661	MMJ	LC/APC	24	Pigtails
XJTSC03662	MMJ	LC/APC	24	3x 1:8
XJTSC03663	MMJ	LC/APC	32	Pigtails
XJTSC03654	MMJ	LC/APC	32	4x 1:8
XJTSC03664	MMJ	LC/APC	48	6x 1:8

NOTE: Circular glands and oval ports are not included in the above part numbers and should be ordered as separate items

Pre-connectorised XMJ

Closure range

Additional Items

Split Mechanical Cable Entry Glands

A range of mechanical cable entry glands can be used with the Preco XMJ range depending on the usage. For input cables with CSM/aramid, please refer to datasheet OP080. For drop cables, see list below.

Circular port entry glands are used to install cables into one of the four ports of the CMJ base. The glands can be installed onto the cable and then simply pushed into the base of the joint. The kit contains all of the parts necessary to seal and secure the cable including cable ties. Multi-way glands are used to install multiple smaller drop cables into one circular port.

Typical weight of a kit is 110g.



Single – Split Mechanical Cable Entry Glands

Mechanical entry glands are used to install cables into one of the entry ports of the CMJ base. The glands can be installed onto the cable and then are simply pushed into the base of the joint.

Typical weight of a kit is 100g.



Part Number	Gland Type	No. Entries	Min Cable Ø	Max Cable Ø	Used for
XJTSC03631	Single	1	7.1	10.9	Single cable with aramid or CSM

2 Way – Split Mechanical Cable Entry Glands

Multi way mechanical entry glands are used to install multiple cables into one of the entry ports of the CMJ base. The glands can be installed onto the cable and then are simply pushed into the base of the joint. Blank plugs are provided to seal unused entry holes. These can be removed when a cable is ready to be installed.

Typical weight of a kit is 87g.



Part Number	Gland Type	No. Entries	Min Cable Ø	Max Cable Ø
XJTSC03632	2 Way	2	5.0	7.0

4 Way – Split Mechanical Cable Entry Glands

Part Number	Gland Type	No. Entries	Min Cable Ø	Max Cable Ø
XJTSC03633	4 Way	4	3.0	5.0

8 Way – Split Mechanical Cable Entry Glands

Part Number	Gland Type	No. Entries	Min Cable Ø	Max Cable Ø
XJTSC03634	8 Way	8	3.0	5.0

Pre-connectorised XMJ Closure range

Additional Items Cont.

Oval Port Cable Entry Glands

The closure is supplied with one oval port suitable for cables with a diameter range of 5.0mm to 14.8mm using mechanical seals, with heat shrink sealing the closure can be used with a diameter range of 7.0mm to 21.0mm. See below the full list of part numbers and diameters available.



Part Number	Gland Type	Sealing type	Min Cable Ø	Max Cable Ø
XJTSC02028A	Oval	Mechanical	5.0	7.0
XJTSC02029A	Oval	Mechanical	7.1	9.0
XJTSC02030A	Oval	Mechanical	9.1	11.0
XJTSC02031A	Oval	Mechanical	11.1	13.0
XJTSC01896A	Oval	Mechanical	13.1	14.8
XJTSC01756	Oval	Heat shrink	7.0	21.0









Item	Prysmian Part No.	Description	Image
POLE / WALL MOUNTING BRACKET	XJTSC00136	The Pole / Wall Mounting Bracket is a universal bracket fitted to the clamp of the joint. It is used to mount the closure to a pole, wall, or wall of a footway box and allows storage in the horizontal or vertical position. Can be supplied with the joint or available as an upgrade kit.	
SUPPORT TOOL	XJTSC00075	The Support Tool allows the user to support the Joint within a portable workbench. The bracket is designed to fit most commercially available workbenches.	
FLAT MOUNTING BRACKET	XJTSC03020	The Pole / Wall Mounting Bracket is a universal bracket fitted to the clamp of the joint. It is used to mount the closure to a pole, wall, or wall of a footway box and allows storage in the horizontal or vertical position. Can be supplied with the joint or available as an upgrade kit.	
SLACK STORAGE BRACKET	XJTSC03668	The slack storage bracket is used to coil excess lengths of cable neatly around the closure if required.	

Pre-connectorised XMJ Closure range

Prysmian

A Brand of Prysmian Group

Additional Items Cont.

Item	Prysmian Part No.	Description	Image
EXTERNAL TUBE FIXATION BRACKET	XJTSC02955	The External tube fixation bracket is used to offer additional retention and support to cables and tubes entering the joint. The bracket fits the outside of the joint base and is made of Stainless Steel	
EMERGENCY PORT KIT	XKTSC00401	The Emergency Port Entry Kit is used to install an additional cable into one of the two small circular ports of the joint. The kit comprises of a cable heat shrink, aluminium foil and a alcohol wipe.	
SPLITTERS	XSPSG00660 (1x8 SCA) XSPSG00661 (1x8 LCU) XSPSG00662 (1x16 SCA) XSPSG00663 (1x16 LCU) XSPSG00780 (1x8 SCU) XSPSG00781 (1x8 LCA) XSPSG00782 (1x16 SCU) XSPSG00783 (1x16 LCA)	A range of optical splitters are available to install into the joint. The splitters have 1 metre input and 70mm output legs with 250 micron G657A1 fibre. For full technical information on the splitters refer to data sheet AC005.	
SPLICE PROTECTORS 1.3	XKTSC01284 (Pack of 12) XPESC00057 (Pack of 50)	Splice protectors are used to protect the fibre splice. They are 1.3mm in diameter and 30mm in length.	
SPLICE PROTECTORS 2.2	XKTSC00050 (Pack of 12) XPESC00053 (Pack of 50)	Splice protectors are used to protect the fibre splice. They are 2.2mm in diameter and 45mm in length.	
SPLICE PROTECTORS Crimp	XKTSC00079 (Pack of 12) XKTSC00078 (Pack of 50)	Splice protectors are used to protect the fibre splice. They are 1.3mm x 3.2mm and 30mm in length.	
GLAND SPANNER	XJTSC02320	The gland spanner is used to tighten the cable glands used for circular port entry. The spanner has a flat profile on one end and a cupped profile on the other end. The cupped profile is used to tighten or loosen a gland already installed into the joint in cases where additional cable entry is required.	
SILICONE GREASE	XBFS000260 (Pack of 5)	Grease is used when installing a cable into one of the entry glands. A sachet of grease is supplied with each gland. The purpose of this spare tube of grease is for use adding additional cables into the 4 Way Gland at a later date.	
GLAND REMOVAL TOOL	XJTSC02964 (Pack of 10)	The Gland removal tool can be used to remove circular port entry glands from the joint base.	